

EdisonLearning eCourses perform optimally when devices used to access the platform meet minimum hardware and software specifications. While eCourses may function properly on lesser hardware/software, EdisonLearning can effectively support users only when eCourses are delivered via devices meeting the minimum standards.

## Technology

To use EdisonLearning eCourses, an end user must have:

- A device that meets or exceeds the minimum required specifications. See specific hardware and software requirements below
- A high-speed Internet connection (suggested minimum: 3 Mbps upload and download speed)
- Media player
- PDF viewer
- Pop-up blocker turned off in all browsers being used for eCourses
- Office suite (Google Docs, Microsoft Office, Open Office, Libre, etc)
  - Most essay responses allow for entry into a WYSIWYG, however some Language Arts courses require writing assignments uploaded as a document).
- Speakers or headphones
- Audio recording program and microphone (**only** required for courses that contain speaking assignments)

Recommended, but not required, items

- Printer
- Mouse
- Keyboard for tablets
- Adobe Flash enabled in all browsers in use (any learning object that may require Flash is not required for student completion/success)
- Java plugin enabled in the web browser; more info: [https://java.com/en/download/help/enable\\_browser.xml](https://java.com/en/download/help/enable_browser.xml)

## Device Specifications

While eCourses will function correctly on all configurations configured below, preferred options in each category have been bolded.

Operating System Options	Supported Browsers	Additional Specifications
<b>PC Users</b>		
Windows Vista <b>Windows 7</b> <b>Windows 8</b> Windows 10	<b>Firefox 44 to 76</b> Internet Explorer 9 - 11 Chrome up to 83 Opera 2015 and up	Minimum 1024×768 screen resolution preferred
<b>Mac Users</b>		
OSX 10.5 and up	Safari 5 to 12 Chrome up to 83 <b>Firefox 44 to 76</b>	Minimum 1024×768 screen resolution preferred
<b>Chromebook Users</b>		
Chrome OS	Native Chrome browser	Minimum 1024×768 screen resolution preferred
<b>iOS Users (tablet only)</b>		
Apple iOS 7.1 and up	Native Safari browser Chrome	Minimum 1024×768 screen resolution preferred
<b>Android Users (tablet only)</b>		
Android 4.4 and up	Native Chrome browser Firefox	Minimum 1024×768 screen resolution preferred

## Browser Refresh Settings

Users' Web browsers must be set to refresh every time a page is viewed (instead of loading a page from cache) in order for the system to correctly display updated information.

## Firewall IP Addresses and Ports

Your firewall must allow outbound traffic to the following Internet addresses in order to access our content:

- pub.provostacademy.com
  - 208.67.121.243
  - TCP port 80 (HTTP) and TCP port 443 (HTTPS)
- portal.provostacademy.com
  - 208.67.121.244
  - TCP port 80 (HTTP) and TCP port 443 (HTTPS)
- courseplayer.edisonlearning.com
  - 208.67.121.217
  - TCP port 80 (HTTP) and TCP port 443 (HTTPS)
- media.edisonlearning.com
  - 208.67.121.215
  - TCP port 80 (HTTP) and TCP port 443 (HTTPS)
- proxy.edisonlearning.com
  - 208.67.121.218
  - TCP port 80 (HTTP) and TCP port 443 (HTTPS)
- SmartFox server
  - 208.67.121.216
  - TCP port 9339
- caolacourses.org (if applicable)
  - 208.67.121.245
  - TCP port 80 (HTTP) and TCP port 443 (HTTPS)
- edisonlearning.speechstream.net
  - TCP port 80 (HTTP) and TCP port 443 (HTTPS)
- sscache.speechstream.net
  - TCP port 80 (HTTP) and TCP port 443 (HTTPS)
- configuration.speechstream.net
  - TCP port 80 (HTTP) and TCP port 443 (HTTPS)
- pub.edisonlearning.com
  - TCP port 80 (HTTP) and TCP port 443 (HTTPS)
- portal.edisonlearning.com
  - TCP port 80 (HTTP) and TCP port 443 (HTTPS)
- connect.discoveryeducation.com
  - TCP port 80 (HTTP) and TCP port 443 (HTTPS)
- app.discoveryeducation.com
  - TCP port 80 (HTTP) and TCP port 443 (HTTPS)
- www.explorelearning.com
  - TCP port 80 (HTTP) and TCP port 443 (HTTPS)

Or simply allow:

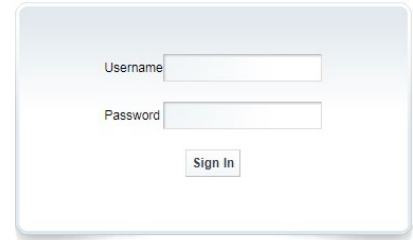
- TCP port 80 (HTTP) and TCP port 443 (HTTPS) to any host ending in “.edisonlearning.com”
- TCP port 80 (HTTP) and TCP port 443 (HTTPS) to any host ending in “.provostacademy.com”
- TCP port 80 (HTTP) and TCP port 443 (HTTPS) to any host ending in “.speechstream.net”
- TCP port 80 (HTTP) and TCP port 443 (HTTPS) to any host containing “.discoveryeducation.com”
- TCP port 80 (HTTP) and TCP port 443 (HTTPS) to any host containing “explorelearning.com”
- TCP port 9339 to host 208.67.121.216

## Technology Assessment

Please perform an assessment of the device(s) that will be used with eCourses prior to implementation. This will confirm that they meet the above minimum requirements. If they do not meet these requirements, please update the hardware and/or software to meet these specifications.

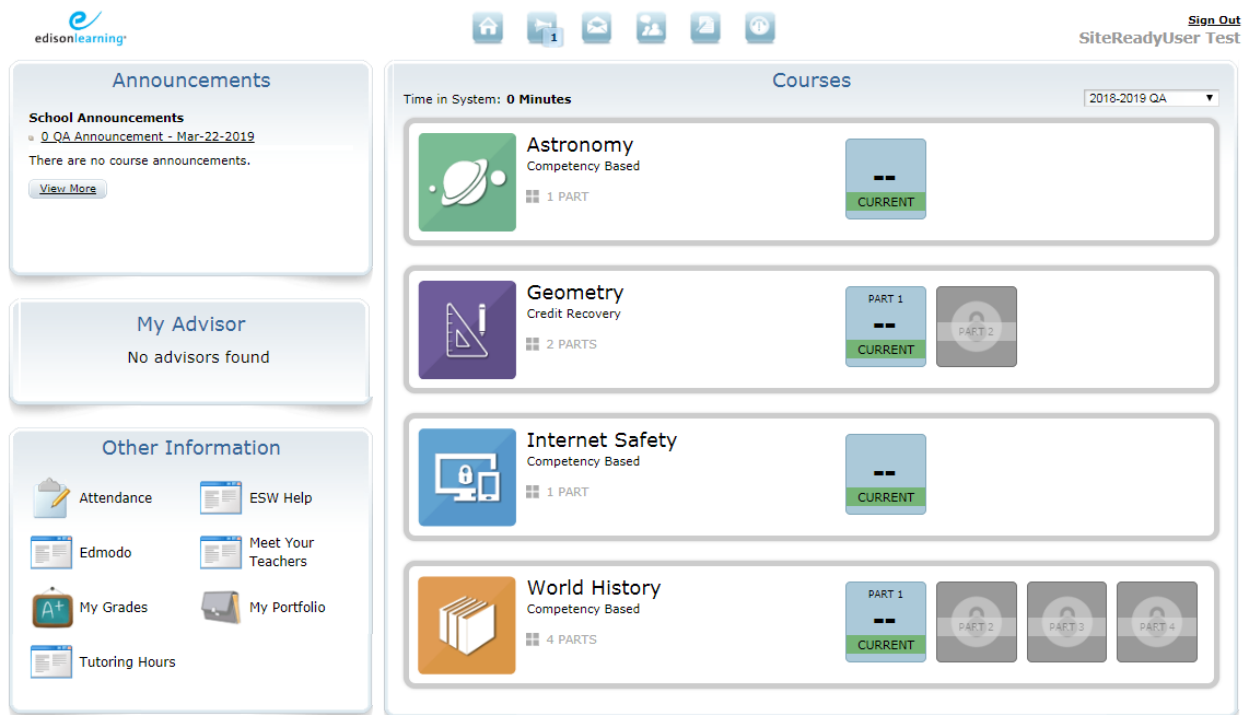
## Compatibility Test Procedure

1. Using a supported browser connected to the internet, go to:  
<http://portal.provostacademy.com>
2. On the login page, enter the following test credentials and click the **Sign In** button:  
Username: siteready  
Password: welcome
3. The student portal homepage should load and resemble the following screenshot.



Username

Password

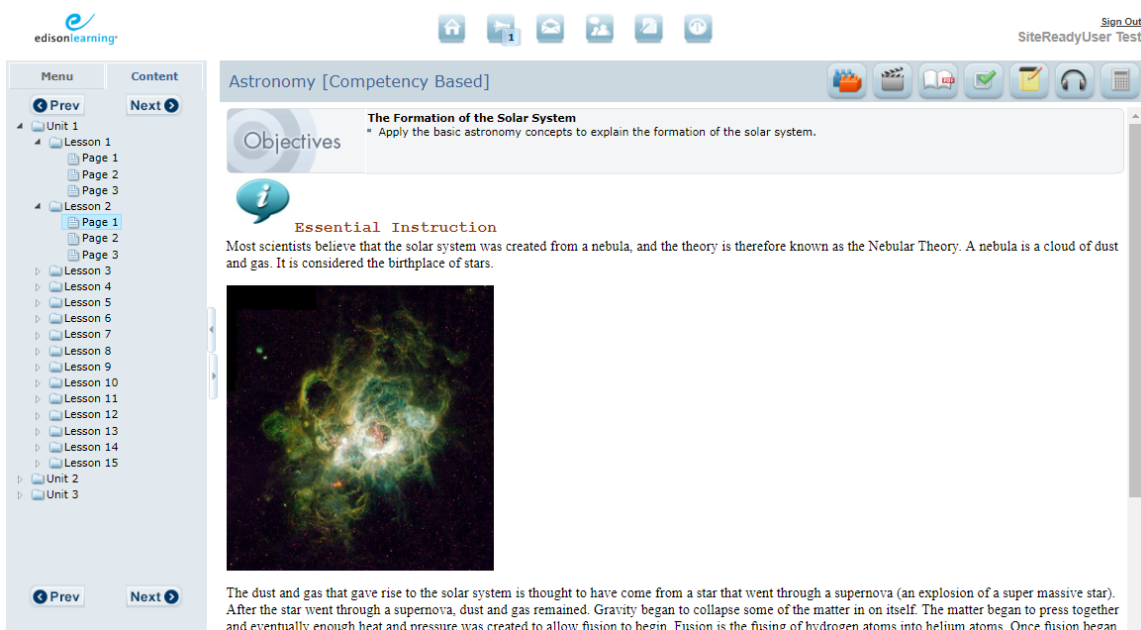
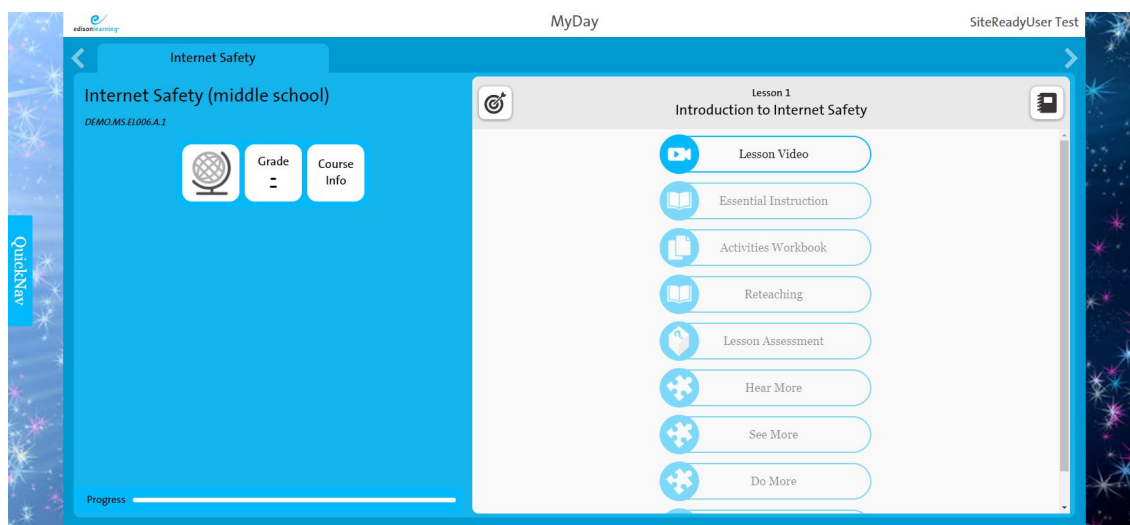
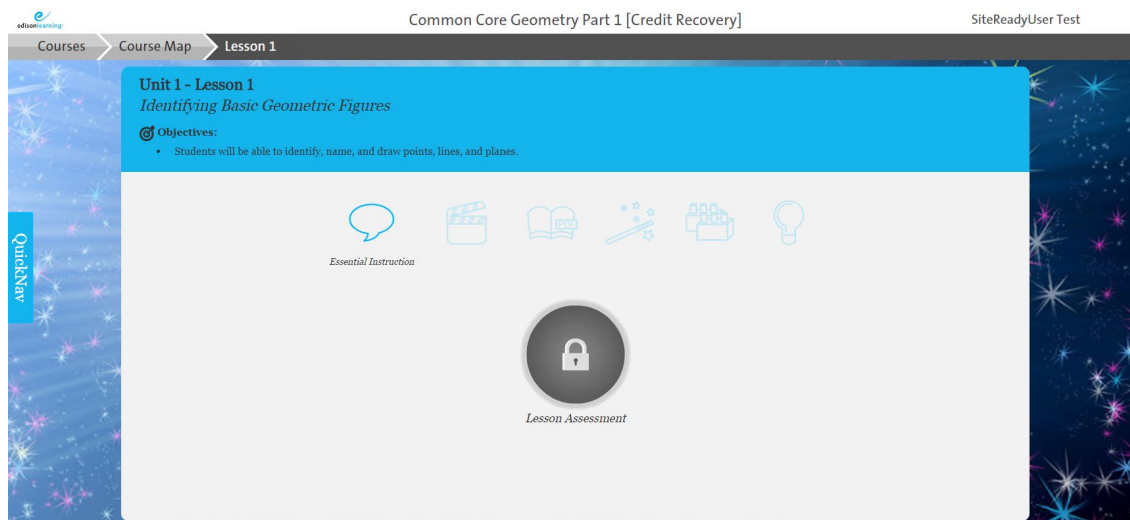


The screenshot shows the student portal homepage. At the top left is the Edison Learning logo. The main content is divided into several sections:

- Announcements:** School Announcements, 0 QA Announcement - Mar-22-2019. There are no course announcements. View More button.
- My Advisor:** No advisors found.
- Other Information:** Attendance, ESW Help, Edmodo, Meet Your Teachers, My Grades, My Portfolio, Tutoring Hours.
- Courses:** Time in System: 0 Minutes. 2018-2019 QA dropdown. Courses listed:
  - Astronomy:** Competency Based, 1 PART, CURRENT.
  - Geometry:** Credit Recovery, 2 PARTS, PART 1 CURRENT, PART 2 LOCKED.
  - Internet Safety:** Competency Based, 1 PART, CURRENT.
  - World History:** Competency Based, 4 PARTS, PART 1 CURRENT, PART 2, 3, 4 LOCKED.

4. Select a course name or its icon to expand its "accordion" drawer. Inside, the individual course parts are listed, with the greyed out locked course parts indicating the student isn't actively enrolled in that course part. Click or tap anywhere in the white box for a course part to enter the course. If you don't see a course open, it may have been blocked by a pop-up blocker, so please make sure to always allow pop-ups for this site.

5. Depending on the course view, the course might look like any of the following screenshots. Make sure to click around the different lesson components and ensure everything loads properly.



6. After successfully completing these instructions, your compatibility test is complete. If you experience any issues, please let your EdisonLearning customer service representative know, or email [Online.Support@edisonlearning.com](mailto:Online.Support@edisonlearning.com) to generate a ticket for the support team, making sure to include all relevant details.